



Supplementary Fig. S1. Plasma levels of metabolites in patients with Graves' disease at week 0 and 12 after commencing methimazole treatment. CI, confidence interval; RT, retention time; TG, triglyceride; T4, thyroxine; T3, triiodothyronine; PC, phosphatidylcholine; LPC, lysophosphatidylcholine; DCA, dichloroacetic acid; TSH, thyroid-stimulating hormone; TBII, TSH-binding inhibitor immunoglobulin.

(Continued to the next page)




Supplementary Fig. S1. Continued.

(Continued to the next page)



Supplementary Fig. S1. Continued.

(Continued to the next page)



Supplementary Fig. S1. Continued.