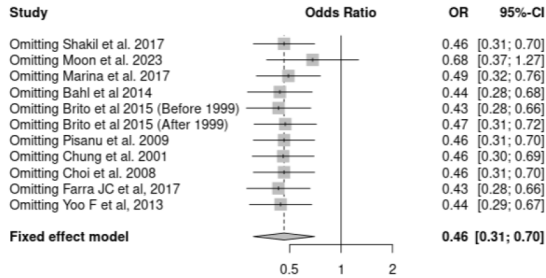
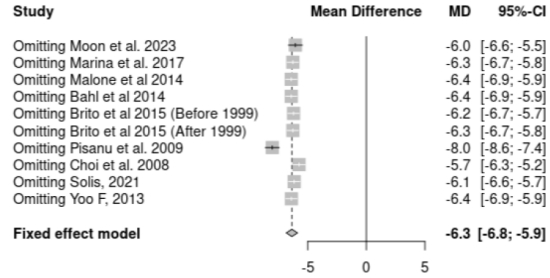


### MTC or ATC



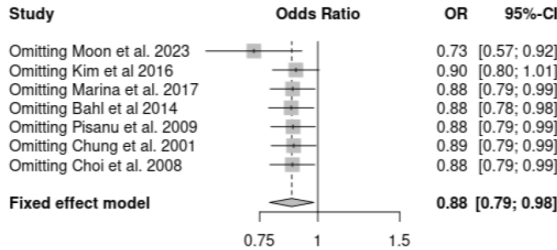
A

### Size (mm)



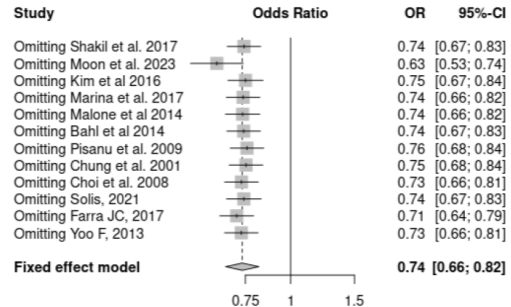
B

### ETE



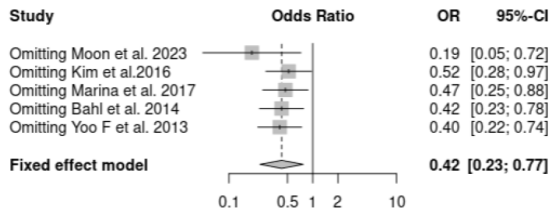
C

### LNM



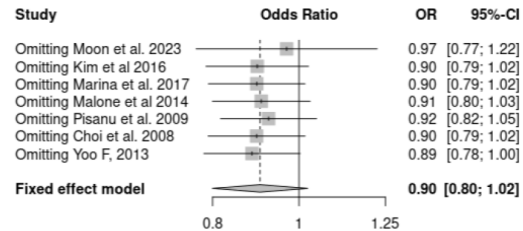
D

### Distant metastasis



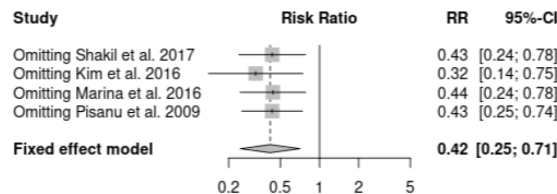
E

### Advanced stage (III-IV)



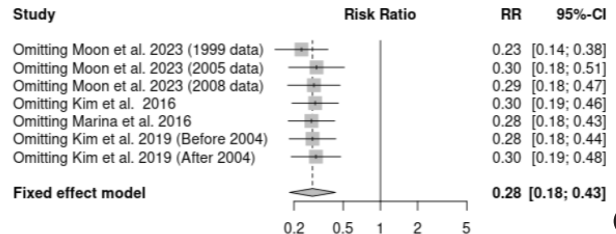
F

### Recurrence



G

### Thyroid cancer specific mortality



H

**Supplemental Fig. S2.** Results of sensitivity analysis. (A) medullary thyroid cancer (MTC) or anaplastic thyroid cancer (ATC), (B) size, (C) extrathyroidal extension (ETE), (D) lymph node metastasis (LNM), (E) distant metastasis, (F) advanced stage III to IV, (G) recurrence, and (H) thyroid cancer specific mortality. OR, odds ratio; CI, confidence interval; MD, mean difference; RR, risk ratio.