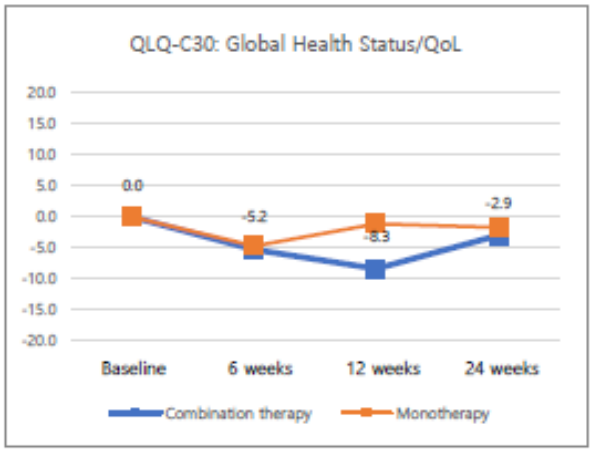
QLQ-C30: Global Health Status/QoL
20.0
15.0
10.0
5.0
0.0
-5.0
-10.0
-15.0
-20.0
0.0
-5.2
-8.3
-2.9
Baseline
6 weeks
12 weeks
24 weeks
Combination therapy
Monotherapy

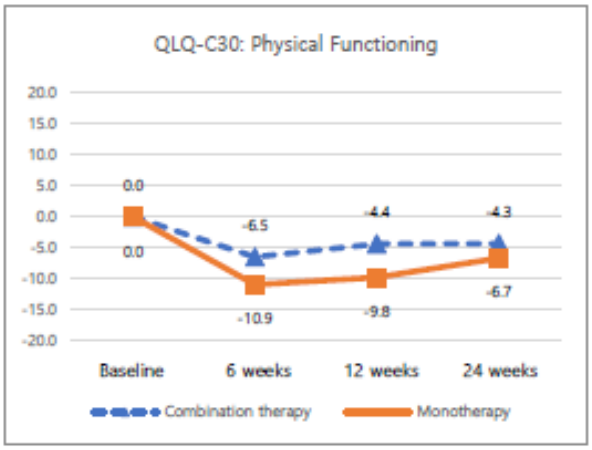
QLQ-C30: Physical Functioning
20.0
15.0
10.0
5.0
0.0
-5.0
-10.0
-15.0
-20.0
0.0
0.0
-6.5
-10.9
-4.4
-9.8
-4.3
-6.7
Baseline
6 weeks
12 weeks
24 weeks
Combination therapy
Monotherapy

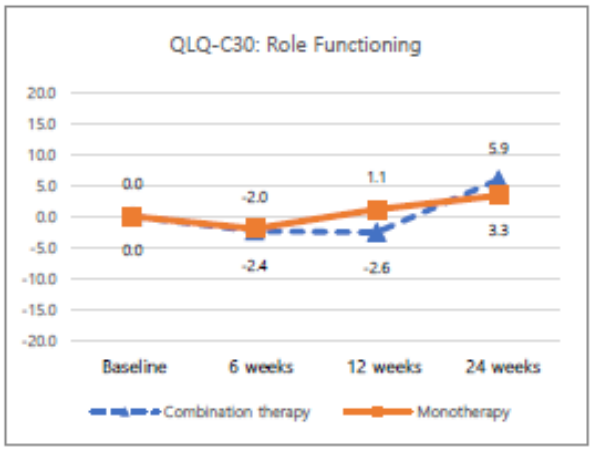
QLQ-C30: Role Functioning
20.0
15.0
10.0
5.0
0.0
-5.0
-10.0
-15.0
-20.0
0.0
0.0
-2.0
-2.4
1.1
-2.6
5.9
3.3
Baseline
6 weeks
12 weeks
24 weeks
Combination therapy
Monotherapy

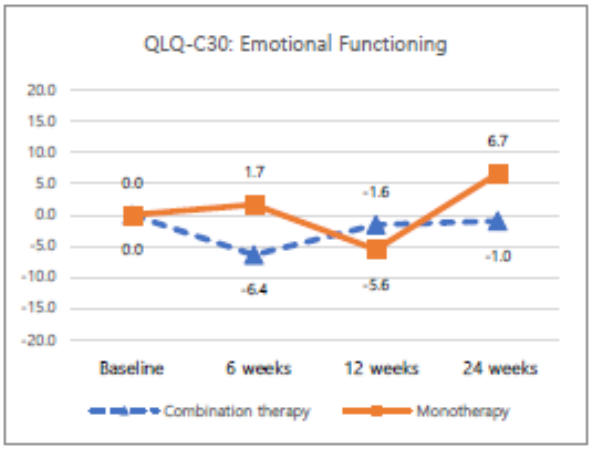
QLQ-C30: Emotional Functioning
20.0
15.0
10.0
5.0
0.0
-5.0
-10.0
-15.0
-20.0
0.0
0.0
1.7
-6.4
-1.6
-5.6
6.7
-1.0
Baseline
6 weeks
12 weeks
24 weeks
Combination therapy
Monotherapy

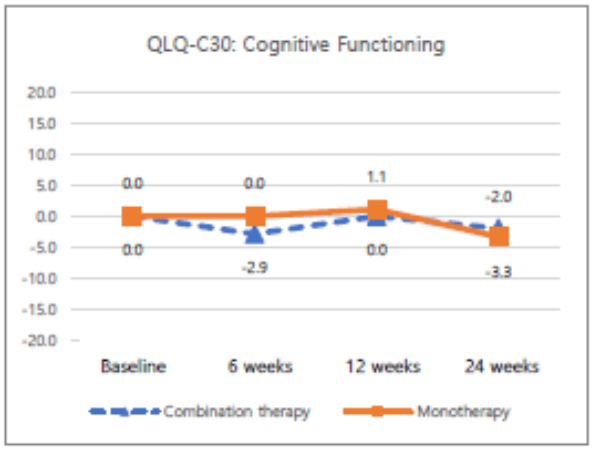
QLQ-C30: Cognitive Functioning
20.0
15.0
10.0
5.0
0.0
-5.0
-10.0
-15.0
-20.0
0.0
0.0
-2.9
1.1
0.0
-2.0
-3.3
Baseline
6 weeks
12 weeks
24 weeks
Combination therapy
Monotherapy

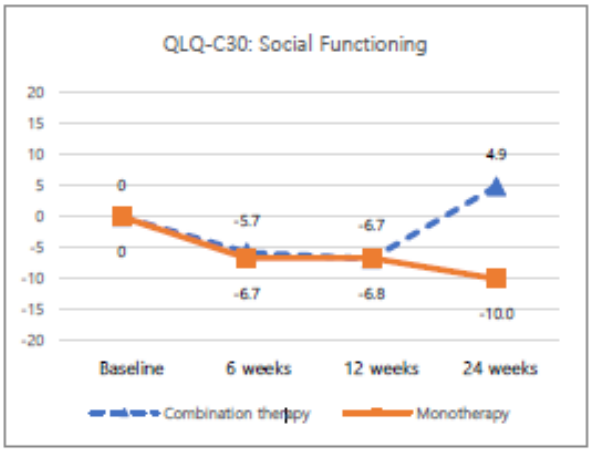
QLQ-C30: Social Functioning
20
15
10
5
0
-5
-10
-15
-20
0
0
-5.7
-6.7
-6.7
-6.8
4.9
-10.0
Baseline
6 weeks
12 weeks
24 weeks
Combination therapy
Monotherapy

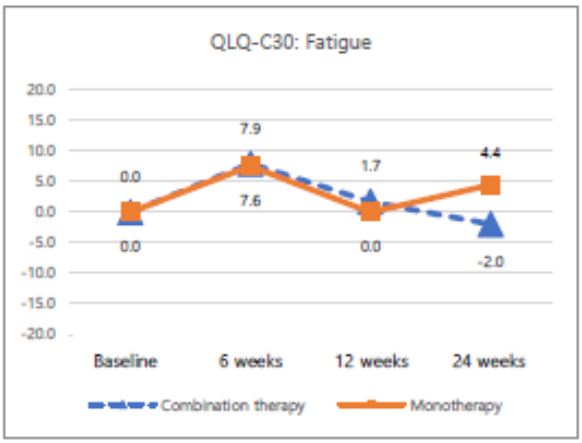
QLQ-C30: Fatigue
20.0
15.0
10.0
5.0
0.0
-5.0
-10.0
-15.0
-20.0
0.0
7.9
7.6
1.7
0.0
4.4
-2.0
Baseline
6 weeks
12 weeks
24 weeks
Combination therapy
Monotherapy

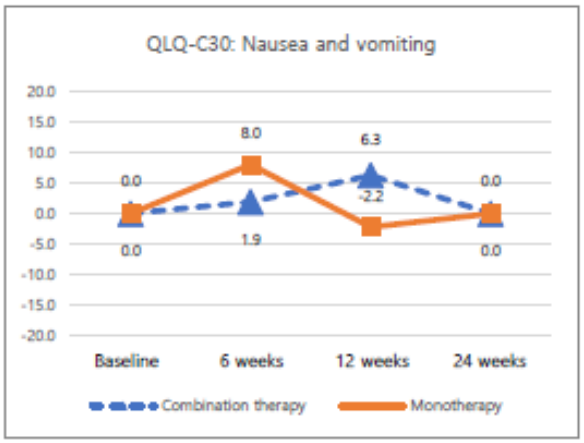
QLQ-C30: Nausea and vomiting
20.0
15.0
10.0
5.0
0.0
-5.0
-10.0
-15.0
-20.0
0.0
8.0
1.9
6.3
-2.2
0.0
0.0
Baseline
6 weeks
12 weeks
24 weeks
Combination therapy
Monotherapy

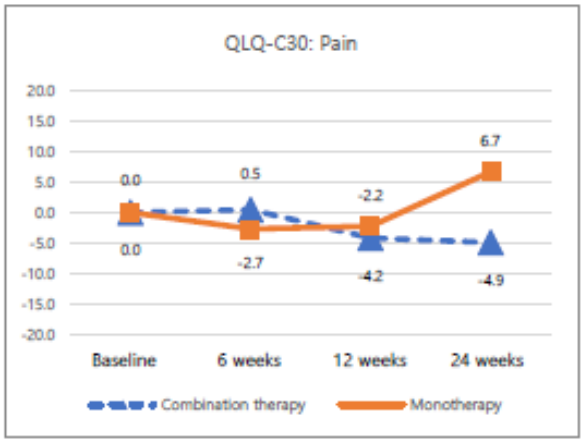
QLQ-C30: Pain
20.0
15.0
10.0
5.0
0.0
-5.0
-10.0
-15.0
-20.0
0.0
0.5
-2.7
-2.2
-4.2
6.7
-4.9
Baseline
6 weeks
12 weeks
24 weeks
Combination therapy
Monotherapy

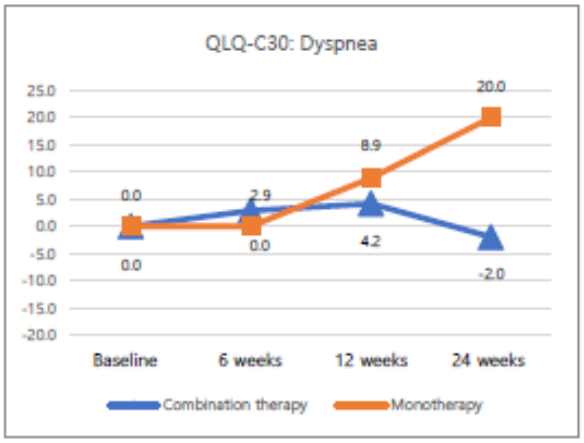
QLQ-C30: Dyspnea
25.0
20.0
15.0
10.0
5.0
0.0
-5.0
-10.0
-15.0
-20.0
0.0
2.9
0.0
8.9
4.2
20.0
-2.0
Baseline
6 weeks
12 weeks
24 weeks
Combination therapy
Monotherapy

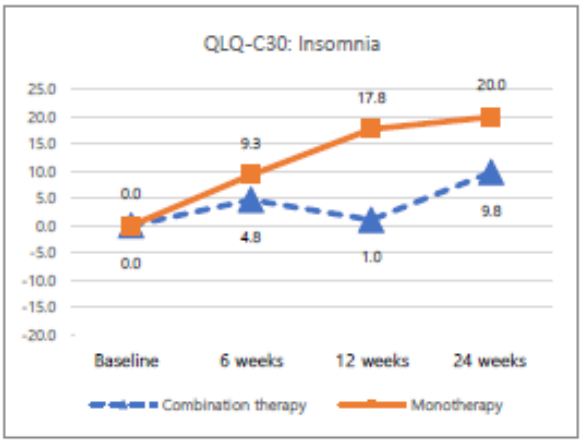
QLQ-C30: Insomnia
25.0
20.0
15.0
10.0
5.0
0.0
-5.0
-10.0
-15.0
-20.0
0.0
9.3
4.8
17.8
1.0
20.0
9.8
Baseline
6 weeks
12 weeks
24 weeks
Combination therapy
Monotherapy

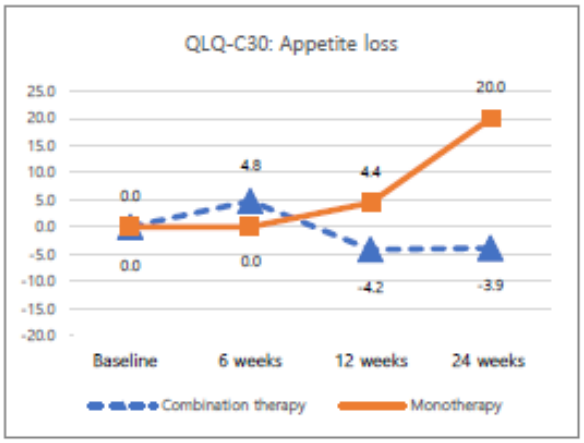
QLQ-C30: Appetite loss
25.0
20.0
15.0
10.0
5.0
0.0
-5.0
-10.0
-15.0
-20.0
0.0
4.8
0.0
4.4
-4.2
20.0
-3.9
Baseline
6 weeks
12 weeks
24 weeks
Combination therapy
Monotherapy

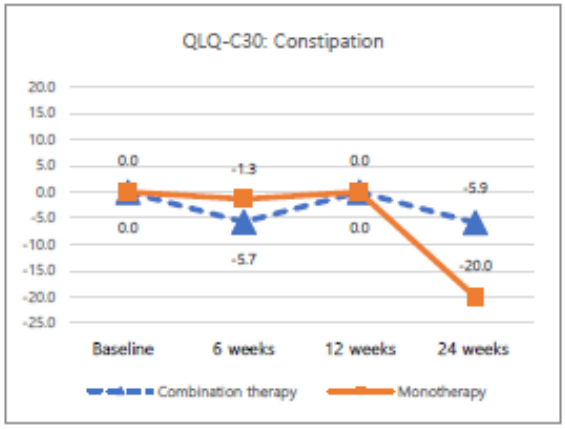
QLQ-C30: Constipation
20.0
15.0
10.0
5.0
0.0
-5.0
-10.0
-15.0
-20.0
-25.0
0.0
-1.3
0.0
-5.9
0.0
-5.7
0.0
-20.0
Baseline
6 weeks
12 weeks
24 weeks
Combination therapy
Monotherapy

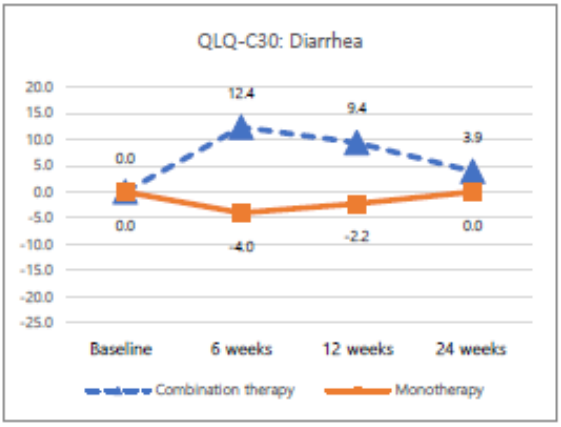
QLQ-C30: Diarrhea
20.0
15.0
10.0
5.0
0.0
-5.0
-10.0
-15.0
-20.0
-25.0
12.4
9.4
3.9
0.0
0.0
-4.0
-2.2
0.0
Baseline
6 weeks
12 weeks
24 weeks
Combination therapy
Monotherapy

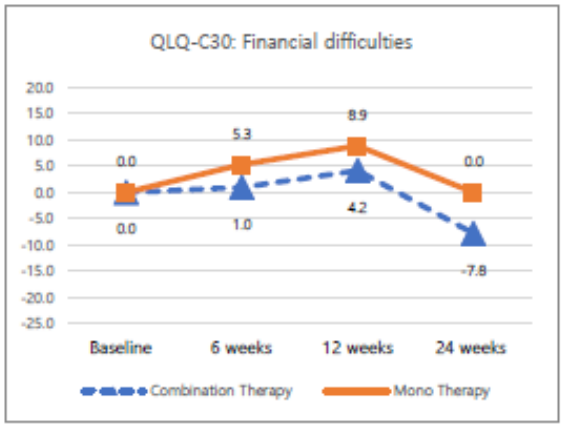
QLQ-C30: Financial difficulties
20.0
15.0
10.0
5.0
0.0
-5.0
-10.0
-15.0
-20.0
-25.0
5.3
8.9
0.0
0.0
0.0
1.0
4.2
-7.8
Baseline
6 weeks
12 weeks
24 weeks
Combination Therapy
Mono Therapy

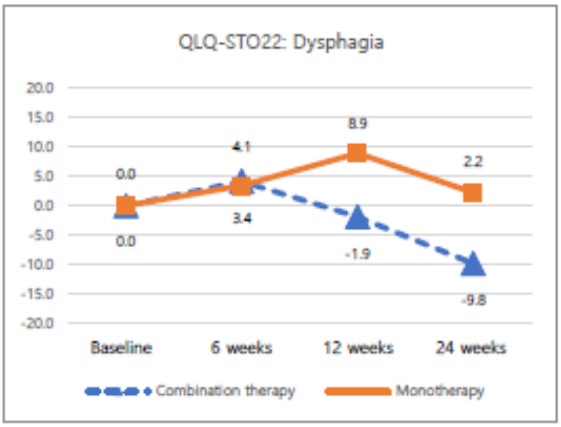
QLQ-STO22: Dysphagia
20.0
15.0
10.0
5.0
0.0
-5.0
-10.0
-15.0
-20.0
4.1
8.9
0.0
2.2
0.0
3.4
-1.9
-9.8
Baseline
6 weeks
12 weeks
24 weeks
Combination therapy
Monotherapy

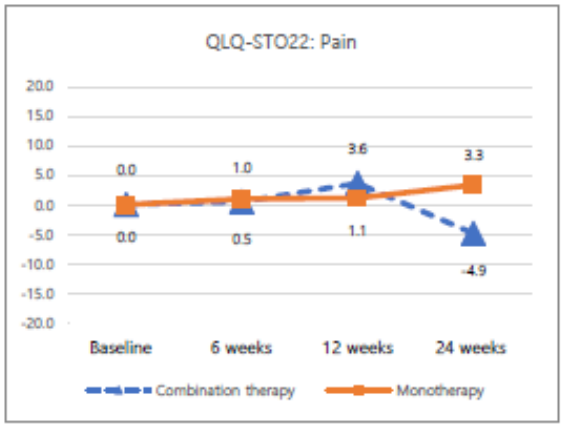
QLQ-STO22: Pain
20.0
15.0
10.0
5.0
0.0
-5.0
-10.0
-15.0
-20.0
3.6
0.0
1.0
3.3
0.0
0.5
1.1
-4.9
Baseline
6 weeks
12 weeks
24 weeks
Combination therapy
Monotherapy

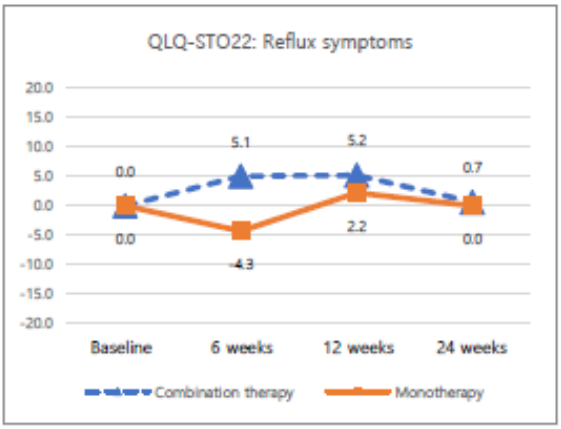
QLQ-STO22: Reflux symptoms
20.0
15.0
10.0
5.0
0.0
-5.0
-10.0
-15.0
-20.0
5.1
5.2
0.0
0.7
0.0
-4.3
2.2
0.0
Baseline
6 weeks
12 weeks
24 weeks
Combination therapy
Monotherapy

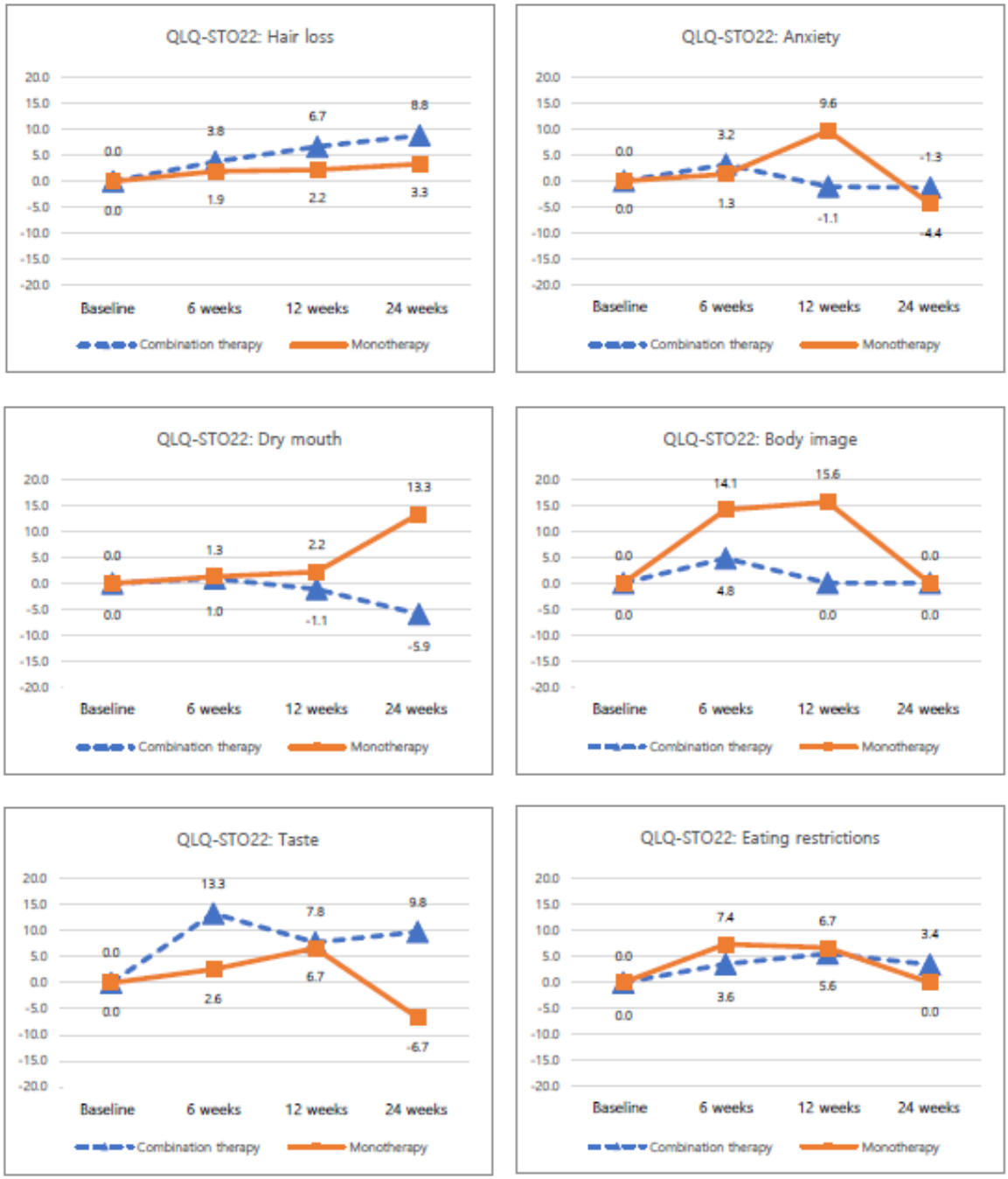

S6 Fig. Changes in quality-of-life domains during the study treatment.