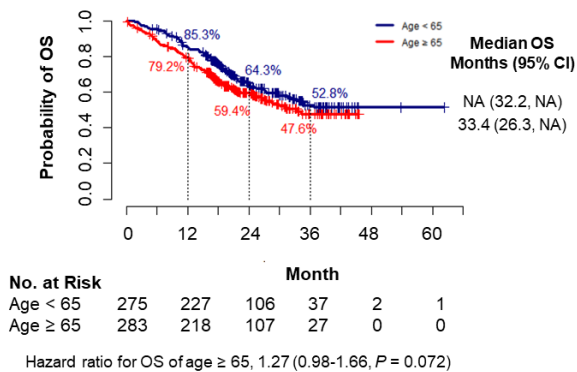
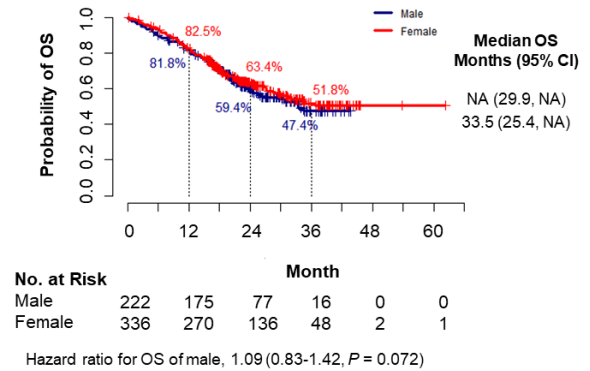


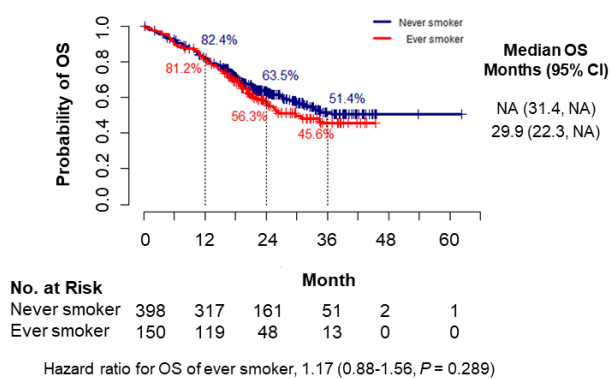
(A) Age



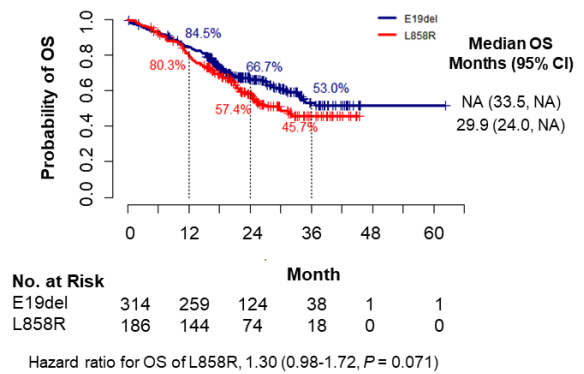
(B) Sex



(C) Smoking history



(D) Primary EGFR mutation subtype



S2 Fig. Overall survival (OS) in patients treated with osimertinib according to subgroups. Data are shown as the median OS with 95% confidence interval (CI) in patients treated with osimertinib. We compared the OS in subgroups classified by age, sex, smoking history, and primary *EGFR* (epidermal growth factor receptor) mutation subtype. None of the factors was associated with OS differences.