

Cisapride에 의해 유발된 Torsades de Pointes

김종윤 · 이유미 · 안신기 · 이문형 · 김성순

A Case of Torsades de Pointes Induced by Cisapride

Jong Youn Kim, MD, Yu Mi Rhee, MD, Shinki Ahn, MD,
Moon Hyoung Lee, MD and Sung Soon Kim, MD

Cardiology Division, Cardiovascular Center Yonsei University College of Medicine, Seoul, Korea

ABSTRACT

Torsades de pointes, a polymorphic ventricular tachycardia associated with prolonged QT interval, is a well-known life-threatening arrhythmia, which has been found to be induced by various causes such as drugs, electrolyte imbalances, and severe bradycardia. Cisapride is a gastrointestinal prokinetic drug, which is widely used to treat gastroesophageal reflux disease or other functional gastrointestinal disorders. Cisapride can cause torsades de pointes and cases of torsades de pointes induced by cisapride have been reported in other countries. Cases of torsades de pointes associated with antihistamine drugs have been reported in Korea, however, cisapride-induced torsades de pointes case has not been reported. We report a case of 31 year-old female patient who experienced repeated loss of consciousness due to cisapride-induced torsades de pointes. (**Korean Circulation J 1999;29(2):994-998**)

KEY WORDS : Torsades de pointes · Cisapride.

ganglionic nerve endings)

서 론

Torsades de pointes 가 7) QT

가 QT 1)2) 7-11) 가 .

, , . cisapride QT 1

torsades de pointes

3-6) Cisapride .

(myenteric plexus) (post -

: 1999 4 12

: 1999 9 1

: , 120 - 749 134 31 가

: (02) 361 - 7071 · : (02) 393 - 2041

E - mail : skahn@yumc.yonsei.ac.kr B

증 례

2

tonic deviation

8

cephalosporine (cefazoline 1 g/day)
(Fig. 1)

가

가

가 7 cisapride
(30 mg/day) digestant가 (Fig. 1).

4 가 가

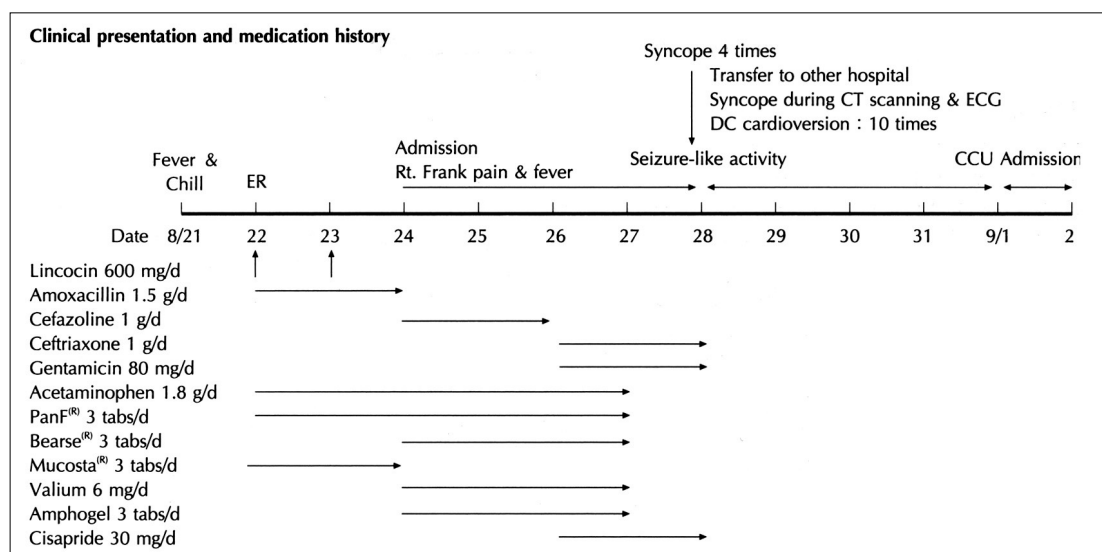


Fig. 1. Clinical presentation and drug history of the patient.

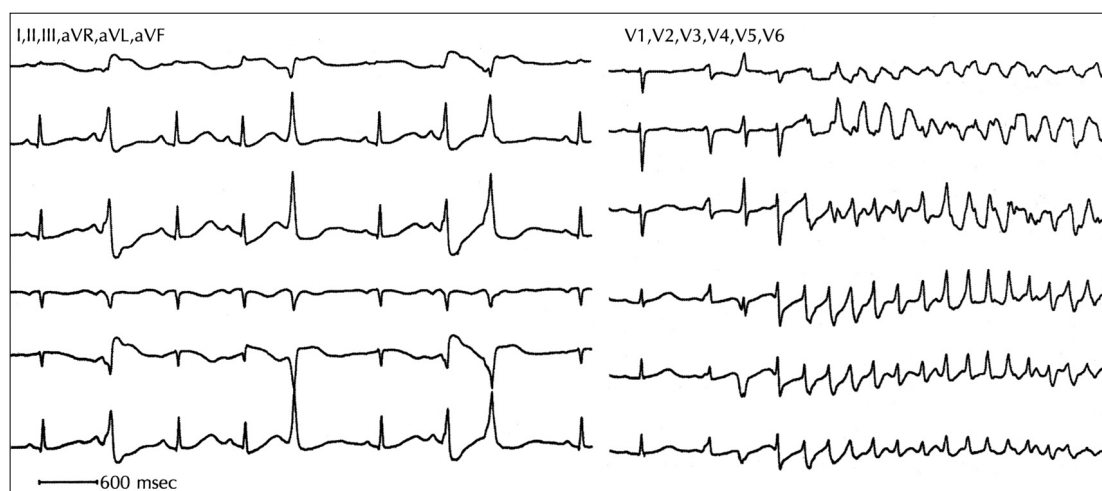


Fig. 2. Onset of polymorphic ventricular tachycardia. The QT interval was markedly prolonged and fast, polymorphic ventricular tachycardia was initiated with "long-short sequence".

가 (Fig. 2). (twist) (Fig. 2)
 torsades de pointes
 (Na⁺140 mEq/L, K⁺ 3.9 mEq/L, MgSO₄ 2 g
 Cl⁻ 108 mEq/L, Ca⁺⁺ 4.6 mg/dl, Mg⁺⁺ 2.3 mg/dl),
 3.2 g/dl 20 mg
 isoprote - renol 2 g 120
 AST 69 IU/L, ALT 51 IU/L, alkaline phosphatase 112 IU/L 가
 2
 QT QTc 560 msec, 666 isoprote - renol
 msec (Fig. 3). 가
 QRS complex가

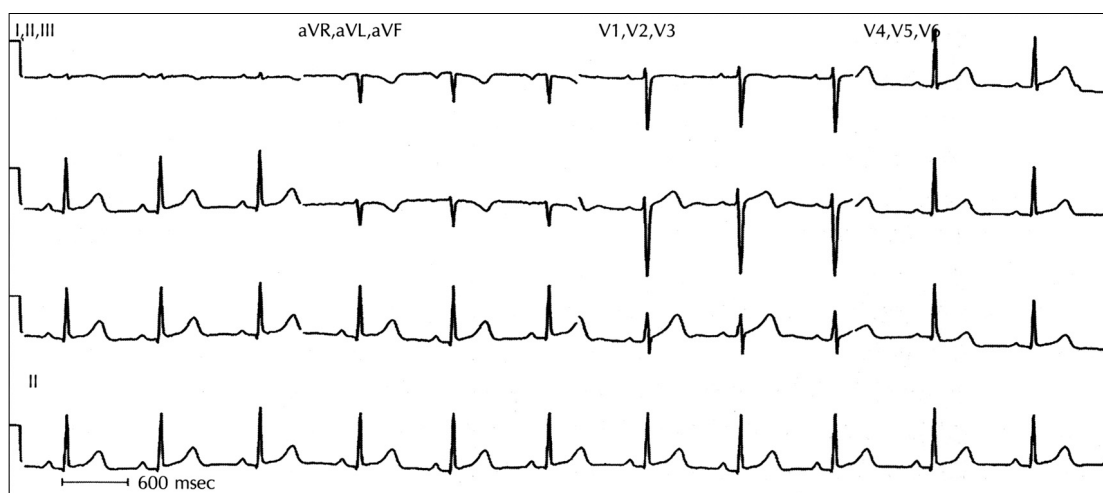


Fig. 3. Resting state 12 lead ECG on ER arrival. The QT interval was markedly prolonged (QT interval 560 msec, corrected QT interval 666 msec).

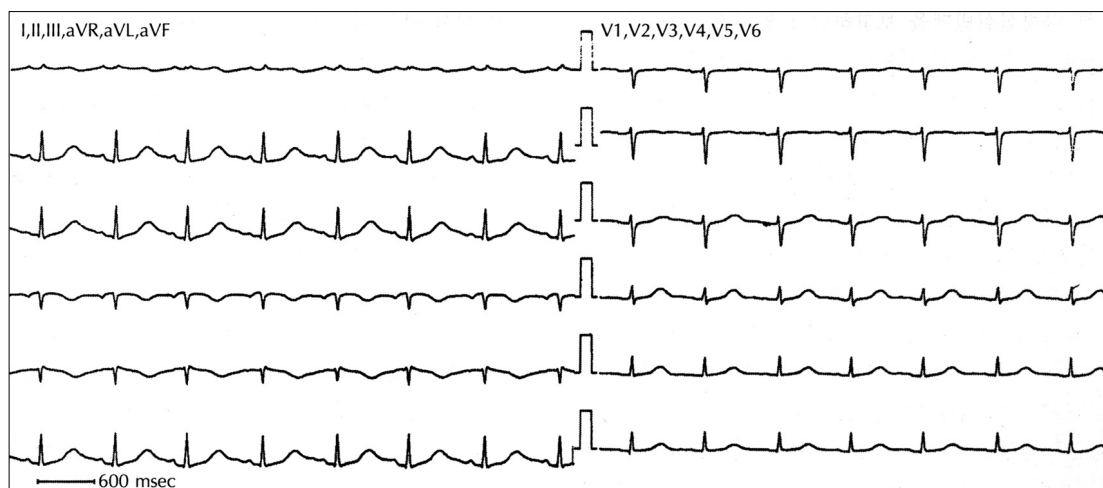


Fig. 4. 12 lead ECG before discharge. The QT interval was normalized (QT interval 412 msec, corrected QT interval 432 msec) 4 days after discontinuation of cisapride.

QT

QT

3 (cisapride

4) isopro -

terenol

msec, QTc

438 msec

QT 412

(Fig. 4)

terfenadine

20)21)

terfenadine

macr -

olide

azol

CYP3A4

8

QT

rsades de pointes

가

to -

고 안

1964 Selzer 12)

quinidine

19

66 Deserterne 13)

torsades de

pointes

가 QT

U

가

Purkinje

4.6 ng/mL

early after -

depolarization

14)

23)

Terfenadine

가

cisapride

CYP3A4

CYP3A4

QT

가

가

torsades de pointes

15)16)

cisapride

macrolide

Torsades de pointes

lincomycin

lincomycin

Purkinje

가 6~8

cisapride가

early after - depolarization

triggered activity

가

ree -

pride

ntry circuit가

가

17 - 19)

torsades de

B

AST, ALT

가

Cisapride

macrolide

azol

34 가 10)

Cisapride

torsades de pointes

cisapride가

QT

cisapride

10)

Terfenadine

CYP3A4

P450

가

가

가

QT

20)

cisapride 가

Torsades de pointes

가

MgSO₄ 2~4 g

3~20 mg (24)

isoproterenol

가

(action potential duration)

Torsades de pointes 가

QT

가

cisapride가

torsades de pointes

가

가

요 약

cisapride QT

torsades de pointes가

isoproterenol

1

중심 단어 : Cisapride · Torsades de pointes.

REFERENCES

- 1) Tan HL, Hou CJ, Lauer MR, Sung RJ. *Electrophysiologic mechanisms of the long QT interval syndromes and torsades de pointes*. *Ann Intern Med* 1995;122:701-14.
- 2) Roden DM. *Current status of class III antiarrhythmic therapy*. *Am J Cardiol* 1993;72:44B-9B.
- 3) Lee CH, Doo YC, Song JK, Kim JJ, Park SW, Park SJ, et al. *A case of astemisol induced torsades de pointes*. *Korean J of Internal Medicine* 1992;42:705-5.
- 4) Kim SK, Jeon JW, Kim CH, Lee SW, Choi TM, Kwon YJ. *Two cases of torsades de pointes after astemisol overdose*. *Korean Circulation J* 1994;26:593-7.
- 5) Park SJ, Kim KH, Kim JS, Ryu JC, Joo SB, Gwon HC, et al. *Torsades de pointes after combination treatment of terfenadine and ketoconazole*. *Korean J of Internal Medicine* 1998;54:124-30.
- 6) Kwon JW, Kang WC, Lee MH, Ahn SK, Kim SS. *A case of hydroxyzine induced torsades de pointes*. *Korean Circulation J* 1998;28:1011-6.
- 7) McCallum RW. *Cisapride: A new class of prokinetic agent*. *Am J Gastroenterol* 1991;86:135-49.
- 8) Bran S, Murray WA, Hirsch IB, Palmer JP. *Long QT syndrome during high-dose cisapride*. *Arch Intern Med* 1995;155:765-8.
- 9) Lewin MB, Bryant RM, Fenrich AL, Grifka RG. *Cisapride-induced long QT interval*. *J Pediatr* 1996;128:279-81.
- 10) Wysowski DK, Bacanyi J. *Cisapride and fatal arrhythmia*. *N Engl J Med* 1996;335:290-1.
- 11) Olsson S, Edwards IR. *Tachycardia during cisapride treatment*. *Br med J* 1992;305:748-9.
- 12) Selzer A, Wray HW. *Quinidine syncope, paroxysmal ventricular fibrillation occurring during treatment of chronic atrial arrhythmias*. *Circulation* 1964;30:17.
- 13) Horowitz LN. *Polymorphic ventricular tachycardia, including torsades de pointes*. *Arrhythmias, 1st Ed. P376*, Philadelphia, WB Saunders Co;1994.
- 14) Surawicz B. *Electrophysiologic substrate of torsades de pointes: Dispersion of repolarization or early afterdepolarization?* *J Am Coll Cardiol* 1989;14:172-84.
- 15) Keren A, Tzivini D, Gavish D, Levi J, Gottlieb S, Benhorin J, et al. *Etiology, warning signs and therapy of torsades de pointes*. *Circulation* 1981;64:1167-74.
- 16) Kay GN, Plumb VJ, Arciniegas JG, Henthorn RW, Waldo AL. *Torsade de pointes: The long-short initiating sequence and other clinical features: Observations in 32 patients*. *J Am Coll Cardiol* 1983;2:806-17.
- 17) Coumel P, Leclercq JF, Lucet V. *Possible mechanisms of the arrhythmias in the long QT syndrome*. *Eur Heart J* 1985;6:115-29.
- 18) Cranefield PF, Aronson RS. *Torsades de pointes and other pause induced ventricular tachycardia: The short long short sequence and early afterdepolarization* *PACE* 1988;1:670-8.
- 19) Kuo CS, Munakata K, Reddy CP, Surawicz B. *Characteristics and possible mechanism of ventricular arrhythmia dependent on the dispersion of action potential duration*. *Circulation* 1983;67:1356-67.
- 20) Woosely RL, Chen Y, Freiman JP, Gillis RA. *Mechanism of the cardiotoxic actions of terfenadine*. *JAMA* 1993;47:181-90.
- 21) Yang T, Prakash C, Roden DM, Synders DJ. *Mechanism of block of a human cardiac potassium channel by terfenadine racemate and enantiomers*. *Br J Pharmacol* 1995;115:267-74.
- 22) Corinaldesi R, Stanghellini V, Tosetti C, Rea E, Corbelli C, Marengo M, et al. *The effect of different dosage schedules of cisapride on gastric emptying in idiopathic gastroparesis*. *Eur J Clin Pharmacol* 1993;44:429-32.
- 23) Puisieux FL, Adamantidis MM, Dumotier BM, Dupuis BA. *Cisapride-induced prolongation of cardiac action potential and early afterdepolarization in rabbit Purkinje fibers*. *Br J Pharmacol* 1996;117:1377-9.
- 24) Tzivoni D, Banai S, Schugar C. *Treatment of torsades de pointes with magnesium sulfate*. *Circulation* 1988;77:192-7.