

Original Article  
Preventive Medicine,  
Occupation &  
Environmental Medicine



# Burden of Disease Due to Secondhand Smoke among Korean Adults at Sub-National Level

Aqeela Zahra <sup>1</sup> and Jae-Hyun Park <sup>2</sup>

<sup>1</sup>Department of Health Informatics, College of Public Health, University of Hail, Hail, Saudi Arabia

<sup>2</sup>Department of Social and Preventive Medicine, Sungkyunkwan University School of Medicine, Suwon, Korea



Received: Dec 15, 2017

Accepted: Jul 20, 2018

**Address for Correspondence:**

Jae-Hyun Park, MD, PhD

Department of Social and Preventive Medicine,  
Sungkyunkwan University School of Medicine,  
2066 Seobu-ro, Jangan-gu, Suwon 16419,  
Republic of Korea.

E-mail: pjaehyun@skku.edu

© 2018 The Korean Academy of Medical Sciences.

This is an Open Access article distributed under the terms of the Creative Commons Attribution Non-Commercial License (<https://creativecommons.org/licenses/by-nc/4.0/>) which permits unrestricted non-commercial use, distribution, and reproduction in any medium, provided the original work is properly cited.

**ORCID iDs**

Aqeela Zahra

<https://orcid.org/0000-0003-1751-7252>

Jae-Hyun Park

<https://orcid.org/0000-0001-5860-7487>

**Funding**

For MOE funding, this study was supported by Ministry of Environment as "The Environmental Health Action program (2014001350001)."

**Disclosure**

The authors have no potential conflicts of interest to disclose.

**Author Contributions**

Conceptualization: Park JH. Formal analysis: Zahra A. Methodology: Zahra A. Writing - original draft: Zahra A. Writing - review & editing: Park JH.

## ABSTRACT

**Background:** Exposure to secondhand smoke (SHS) is one of the biggest health hazards. Quantifying the related burden of disease (BOD) is a powerful tool for making evidence-based policies. This study calculated the BOD due to SHS at sub-national level using the most recent statistics of Korea.

**Methods:** SHS related diseases were selected by the systematic review of previous studies. Population attributable fraction (PAF) was calculated by using the standard formula using prevalence of exposure derived from Community Health Survey (CHS) 2013. SHS burden was calculated by multiplying nonsmoker's disability adjusted life years (DALYs) with PAF of SHS.

**Results:** SHS burden at sub-national level ranged between 460 DALYs in Cheonan to 5 DALYs in Pyeongtaek, Songtan region. Median of DALY was highest in districts of metropolitan cities and lowest in small towns and rural areas. Twelve out of fifteen regions with highest DALY per 1,000 were small towns and rural areas. Gender and age standardized DALY was highest in Seogwipo (west) in Jeju-do (1.66/1,000) and lowest in Dong-gu, Ulsan (0.17/1,000).

**Conclusion:** There were substantial variations between regions according to BOD. Regional governments should implement policies according to specific situation in each region and regular monitoring should be done by calculating BOD. Big cities need to focus more on control of active and SHS prevalence. Resources in small towns and rural areas need to be allocated more towards implementation of screening programs, early diagnosis and treatment of diseases especially in the elderly population.

**Keywords:** Burden of Disease; Disability Adjusted Life Years; Korea; Population Attributable Fraction; Relative Risk; Secondhand Smoking

## INTRODUCTION

Tobacco smoke is one of the leading public health issues worldwide. Global burden of disease (GBD) study 2013 reported that Korea is included among those countries of the world which have high prevalence as well as high consumption (number of cigarettes per smoker/day) of tobacco smoking, which in turn increase the health threats by secondhand smoke (SHS) as well.<sup>1</sup> Tobacco smoke (including SHS) was the third principal cause of disease burden in Korea in 2013. According to recent studies, 44.8% of Korean men were exposed to SHS in 2012 and years of life lost (YLL) due to SHS was 9,077 in 2010.<sup>2</sup>

As SHS is a considerable health problem in Korea, quantifying the related disease burden is a powerful tool for decision making, formulation of evidence-based policies and priority settings. Previous scientific studies in Korea mostly calculated attributable fraction, YLL and relative risk of SHS.<sup>2-5</sup> Most of these studies are outdated and lack the updated methodology and comprehensive model of burden of disease (BOD) calculation. One previous study calculated BOD attributable to Secondhand Smoking in Korea using updated Korean data and new GBD study methodology. That study reported total BOD due to SHS was 44,143 disability adjusted life years (DALYs) with 57% from men and 43% from women.<sup>6</sup> However, all of these previous studies focused on the situation at national level only with no figures for sub-national level.

GBD 2013 calculated BOD by a restructured methodology.<sup>7</sup> Years lived with disability (YLD) were calculated by disease prevalence rather than incidence. For PAF calculation of active smoking, smoking prevalence was replaced with smoking impact ratio (SIR) to reflect the accumulative effect of past exposure to smoking. The GBD study calculated BOD of SHS in Korea but it also lacks the use of reliable country specific data. Additionally, it did not calculate the BOD at sub-national level for Korea.

SHS exposure is an involuntary behavior and affected by a number of regional contextual factors, for example, smoking ban policies at sub-national level within a country can have different outcomes in each state.<sup>8</sup> Several previous studies proved the effect of legal smoking restrictions on health outcomes and SHS exposure.<sup>9,10</sup> In Korea, regional governments started implementing smoke-free policies since August 2010. Many communities have announced smoking restrictions but time of implementation and extent of coverage is different with in regions. In order to assess the influence of these governmental plans, calculation of disease burden in these regions can be a very effective tool. Sub-national estimates of BOD can help researchers and policy makers to evaluate health disparities within a country and to make tailored plans and policies according to precise regional situation. The GBD study also calculated BOD at sub-national level for few countries like China and Japan but there are no estimates for Korea.<sup>11</sup>

Therefore, our study aims to calculate BOD due to SHS among nonsmokers in 252 regions of Korea. Most recent and reliable sub-national statistics in Korea will be used and most updated methodology developed by GBD will be applied. This study will provide a quantification of disease burden due to SHS within each region and will be helpful in evaluating the effect of smoke-free regulations and formulation of future policies by local governments.

## METHODS

This study followed the GBD methodology for calculating BOD. Firstly, active smoking BOD was calculated and then subtracted from total burden to calculate SHS burden among nonsmokers.

The following steps were followed for calculations.

### **Selection of SHS and active smoking related health outcomes and relative risk**

Systematic review of previous studies was performed to select diseases related to SHS. Final list of health outcomes was selected on the basis of level of evidence for relation with SHS and quality of study design. Detailed procedure of the systematic review has been described

**Table 1.** Health outcomes with ICD-10 codes and RR

Diseases	ICD-10 codes	Relative risk	
		SHS (From GBD 2013) <sup>7</sup>	Active smoking
Trachea, bronchus and lung cancer	C33–C34	1.506 for both genders and all age groups	NA <sup>a</sup>
IHD	I20–I25.9, Z82.4–Z82.49	25–29 yr = 1.468 30–34 yr = 1.433 35–39 yr = 1.4 40–44 yr = 1.368 45–49 yr = 1.336 50–54 yr = 1.305 55–59 yr = 1.276 60–64 yr = 1.247 65–69 yr = 1.219 70–74 yr = 1.191 75–79 yr = 1.165 80+ yr = 1.139	2.2 for men; 1.7 for women <sup>13,14</sup>
Stroke	I60, I61, I62.0, I63, I64, I65, I66, I67.0, I67.1, I67.2, I67.3, I67.5, I67.6, I67.7, I69.0, I69.1, I69.2, I69.3, G45, G46	25–29 yr = 1.59 30–34 yr = 1.541 35–39 yr = 1.493 40–44 yr = 1.448 45–49 yr = 1.405 50–54 yr = 1.362 55–59 yr = 1.322 60–64 yr = 1.283 65–69 yr = 1.246 70–74 yr = 1.211 75–79 yr = 1.177 80+ yr = 1.145	1.6 for both genders and all age groups <sup>13,14</sup>

RR = relative risk, SHS = secondhand smoke, GBD = global burden of disease, IHD = ischemic heart disease.

<sup>a</sup>PAF for lung cancer = (Total lung cancer mortality rate – never smoker lung cancer mortality rate)/total lung cancer mortality rate<sup>15,16</sup> (RR is not needed in this calculation)

in our national level article.<sup>12</sup> Finally, three diseases including lung cancer, Ischemic heart disease (IHD) and stroke were found to have strong evidence of association with SHS in adults. Health outcomes for BOD calculation along with ICD-10 codes are given in **Table 1**.

As good quality Korean studies related to SHS are not available, relative risk (RR) was taken from the GBD 2013 study, which generated age specific RR using integrated exposure curves, based on previously published articles for RR.<sup>7</sup> RR for active smoking was derived from Korean studies. Systematic review of Korean literature was done using the same procedure and search engines as SHS. RRs for each disease along with reference article and ICD-10 codes are mentioned in **Table 1**.

### Calculation of population attributable fraction (PAF)

#### PAF calculation of SHS

Age and gender specific PAF for SHS was calculated using the following standard formula:

$$PAF_{SHS} = P_{SHS} (RR_{SHS} - 1) / [P_{SHS} (RR_{SHS} - 1)] + 1^{17}$$

Where  $P_{SHS}$  is the proportion of adult nonsmokers (25 years and above) who are exposed to SHS at work or home and in each region  $RR_{SHS}$  is the relative risk of disease among people who are exposed to SHS, to the risk among people who are unexposed.

Following the GBD study, no lag time was used for prevalence of SHS.<sup>7</sup>

*PAF calculation of active smoking*

Prevalence based formula of PAF calculation was used for diseases with short lag (IHD and stroke).

$$PAF_{CS} = P_{CS} (RR_{CS} - 1) / [P_{CS} (RR_{CS} - 1)] + 1^{17}$$

Where  $P_{CS}$  is age and gender specific proportion of adults who are current active smokers in each region and  $RR_{CS}$  is the relative risk of disease due to active smoking. Five year lagged smoking prevalence was used following the GBD study.<sup>7</sup>

For diseases with long lag period (e.g., cancer), a new methodology for PAF has been introduced in the GBD study in which current smoking prevalence has been replaced with SIR. Detail of this method is mentioned in national BOD calculation.<sup>12</sup>

*Data source*

For PAF calculation at sub-national level, regional prevalence of SHS was taken from Community Health Survey (CHS) 2013 while prevalence of current active smoking was derived from CHS 2008 (5-year lag). CHS is conducted annually since 2008, in 254 regions of Korea. This survey uses a multistage sampling design to obtain a sample of adults aged 19 years or older.<sup>18</sup> Yeongi-gun region was omitted in 2013 CHS and Sejong was not included in 2008 CHS so, our result included 252 regions only.

For SIR based PAF calculation of lung cancer due to active smoking, total lung cancer mortality rate by regions was derived from national mortality statistics database. Average lung cancer mortality of 5 years (2008–2013) was used to stabilize the data by region.<sup>19</sup> Lung cancer mortality was zero in thirteen regions which lead to zero PAF value in these regions. This limitation of data resulted in under estimation of BOD related to active smoking in these regions. Lung cancer mortality rate for never smokers in Korea was taken from previously published Korean Cancer Prevention Study (KCPS) and the same rate was used for all regions due to lack of data at sub-national level. KCPS is a cohort study of Korean smokers and never smokers with 12 years of follow up.<sup>20</sup>

**Calculation of DALY***Method and data source*

As regional statistics for disease prevalence and mortality are not available in Korea, DALY at sub-national level was estimated by redistribution of national DALY to sub-national level using age and gender specific demographic structure of each region. For YLD estimation at national level, age and gender specific prevalence was taken from the Health Insurance Review and Assessment Service (HIRA) data 2013 and Korean Central Cancer Registry Database (KCCR) 2012. In contrast to the GBD study, we used disability weights from a recent Korean study which calculated DW for 228 causes.<sup>21</sup> For YLL calculation age and gender specific deaths were derived from National Statistical Office database 2013. Method and data source for national level DALY calculation has been described in detail in the national level article.<sup>12</sup>

**Calculation of BOD due to SHS among non-smokers**

Firstly, burden among nonsmokers for each disease was calculated by subtracting current smoking burden from total BOD by the following equation:

$$B_{NS} = [B - (B \times PAF_{cs})] \times (1 - P_{cs})^{17}$$

Where  $B_{NS}$  is BOD among nonsmokers,  $B$  is the total BOD for both non-smokers and smokers,  $PAF_{cs}$  is the population attributable fraction of active smoking, and  $P_{cs}$  is the active smoking prevalence by gender, age and region.

Secondly, BOD attributable to SHS among non-smokers for each disease was calculated as:

$$B_{SHS} = PAF_{SHS} \times B_{NS}^{17}$$

Finally, total BOD attributable to SHS among non-smokers at each sub-national level was calculated by sum of all the person's SHS DALY at that region. Gender and age standardized DALY/1,000 by region were calculated using national population 2013 as the standard.

### Ethical statement

This study protocol was approved by the Institutional Review Board of Sungkyunkwan University (IRB No.: 2014-06-008). Informed consent was not needed because the present study used secondary data that was publicly opened.

## RESULTS

### Prevalence of SHS exposure among nonsmokers at sub-national level

Median of SHS prevalence was highest in Jeju-do and lowest in Jeollanam-do. Generally, prevalence of SHS was higher in big cities as compared to smaller towns and rural areas. Range and median of SHS prevalence by gender and region is shown in Fig. 1. Among men, median was highest in Incheon and in women, it was highest in Jeju-do. Median of SHS prevalence was higher in men than women in most of the regions except Jeollanam-do and Jeju-do.

A map showing prevalence of SHS exposure at sub-national level is provided in Fig. 2.

Prevalence of SHS exposure among nonsmokers ranged from 35% in Gwangju (Gyeonggi-do) to 6% in Wonju; Jangseong-gun; Goheung-gun; Gurye-gun and Dong-gu, Ulsan. The top three regions with highest SHS prevalence were located in Gyeonggi province. Among men,

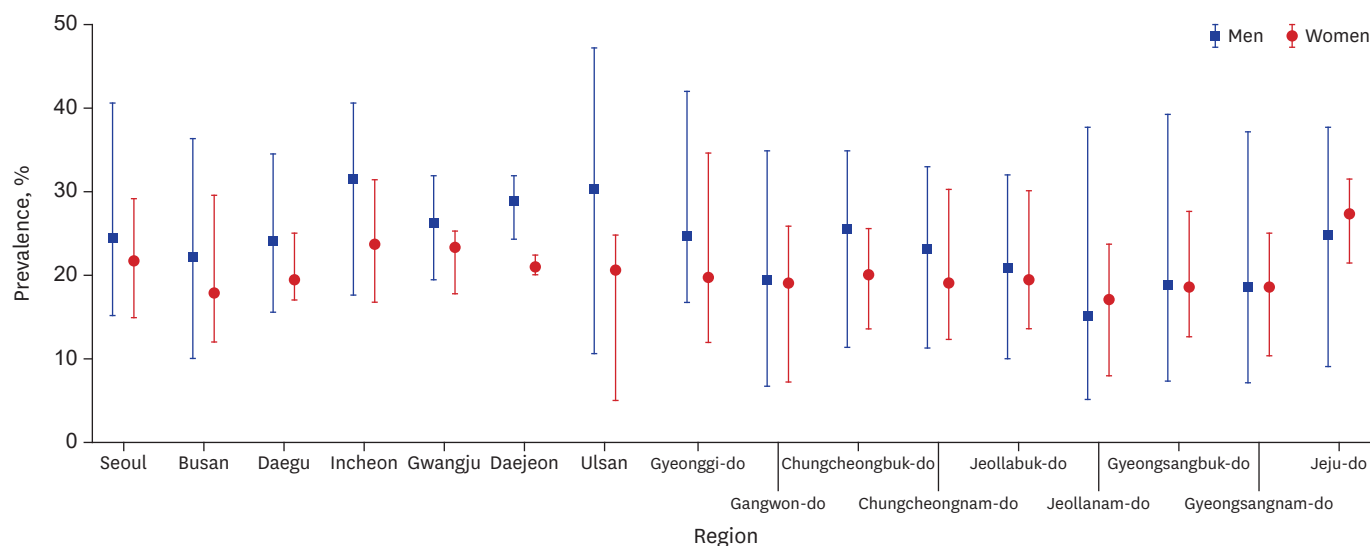
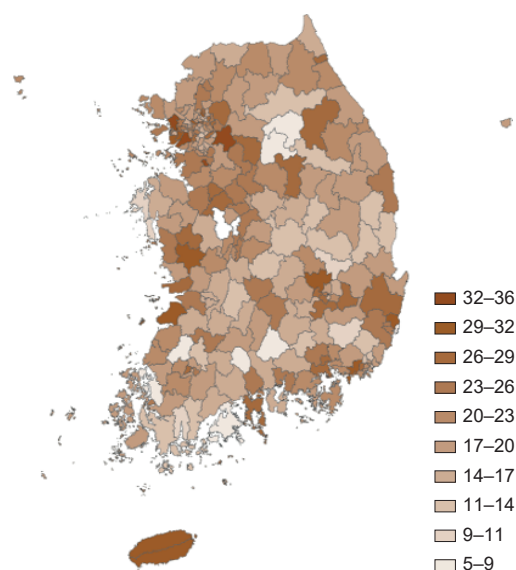


Fig. 1. Second-hand smoke exposure prevalence range by gender and administrative regions.



**Fig. 2.** Second-hand smoke exposure prevalence (%) among nonsmokers at sub-national level.

SHS prevalence ranged from 47% in Buk-gu, Ulsan region to 4% in Gurye-gun region in Jeollanam-do province. SHS Prevalence in women ranged from 34% in Gwangju to 4% in Dong-gu, Ulsan.

### SHS burden at sub-national level

#### *BOD as total DALY*

Median of DALY was highest in districts of metropolitan cities and lowest in small towns and rural areas. Median of SHS burden was highest in Seoul and lowest in Jeollanam-do. Range and median of SHS burden as DALYs by region and gender is shown in **Fig. 3A**. Median of BOD was highest in Seoul for both men and women. Median was higher in women than men in all the regions except Ulsan. There was very little gap between range and median of SHS burden of men and women in all the regions.

A map showing BOD at sub-national level is provided in **Fig. 3B**. SHS burden ranged from 460 DALYs in Cheonan to five DALYs in Songtan, Pyeongtaek region. Seven out of the top fifteen regions with highest BOD in terms of DALYs were located in Seoul. In men, total DALYs ranged from 263 DALYs (Cheonan) to one DALYs (Gurye-gun, Jeollanam-do. In women, total DALYs ranged from 225 DALYs (Songpa-gu, Seoul) to two DALYs (Songtan, Pyeongtaek).

#### *BOD per 1,000*

In contrast to total DALY/1,000 was higher in small towns and rural areas as compared to big cities. Median was highest in Jeju-do and lowest in Gwangju. Range and median of SHS burden/1,000 by gender and region is shown in **Fig. 4A**. Median was highest in Jeju-do for both men and women. Women had higher median in all the regions except Incheon and Ulsan in which men were higher.

Burden of SHS at sub-national level per 1,000 is shown in **Fig. 4B**. DALY per 1,000 was highest in Seogwipo (west) in Jeju-do (2.21/1,000) and lowest in Dong-gu, Ulsan (0.18/1,000). Twelve out of fifteen regions with highest DALY per 1,000 were small towns and

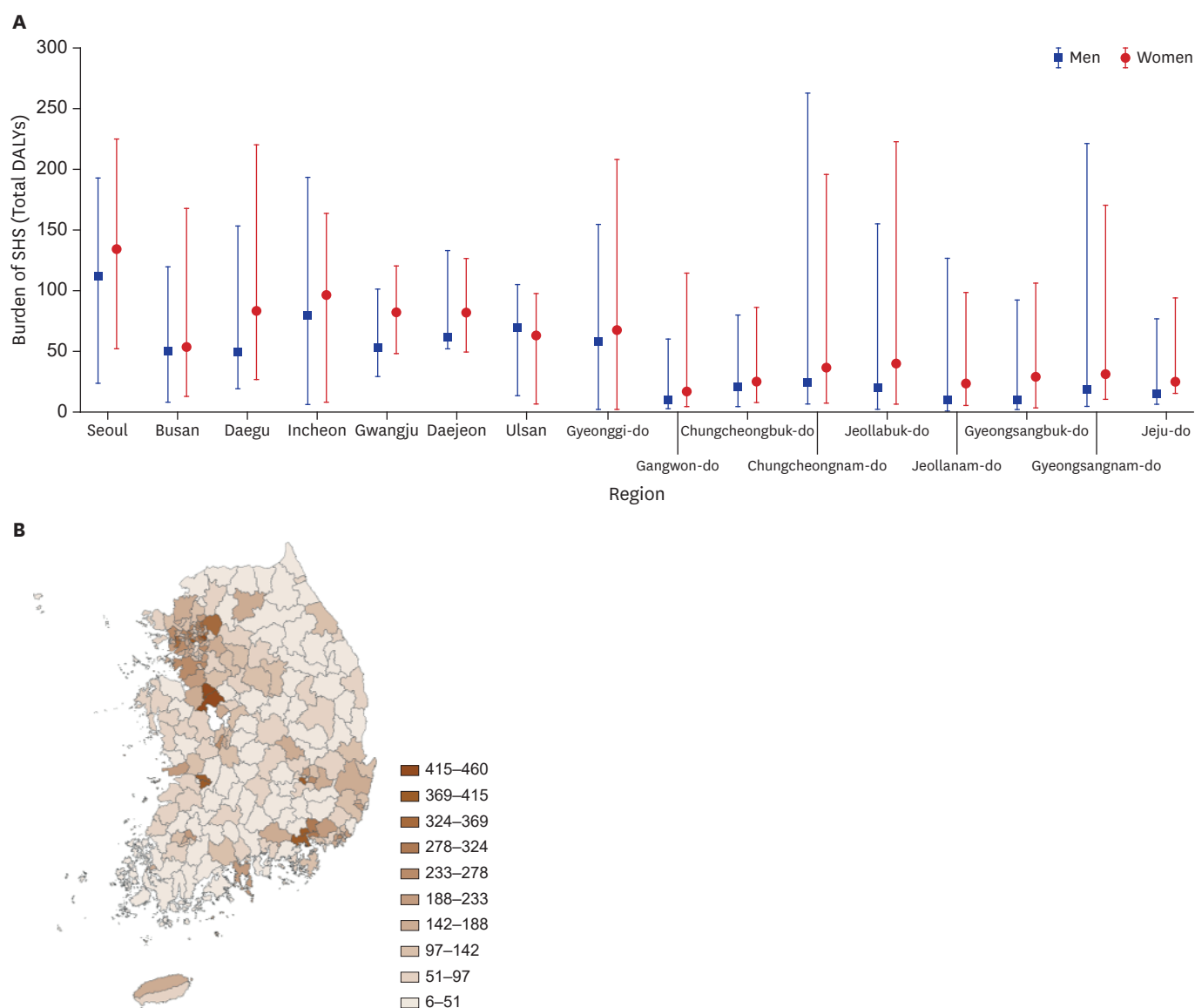


Fig. 3. Second-hand smoke burden range by gender and administrative region (unit: total disability adjusted life years).

rural areas. BOD/1,000 ranged from 2.10 (Buyeo-gun) to 0.11 (Gurye-gun, Jeollanam-do) in men and 2.60 (Seogwipo, west in Jeju-do) to 0.13 (Dong-gu, Ulsan) in women.

#### Gender and age standardized BOD per 1,000

Median of gender and age standardized DALY was higher in big cities but the gap between medians of different regions was very small. Gender and age standardized DALY per 1,000 median was highest in Jeju-do and lowest in Jeollanam-do. Range and median of SHS burden as gender and age standardized DALY/1,000 by gender and region is shown in Fig. 5A. Median was higher in women than men in all regions. Median of burden was highest in Jeju-do for both men and women.

Burden of SHS at sub-national level in terms of gender and age standardized DALY per 1,000 is shown in Fig. 5B. Gender and age standardized DALY per 1,000 was also highest in Seogwipo



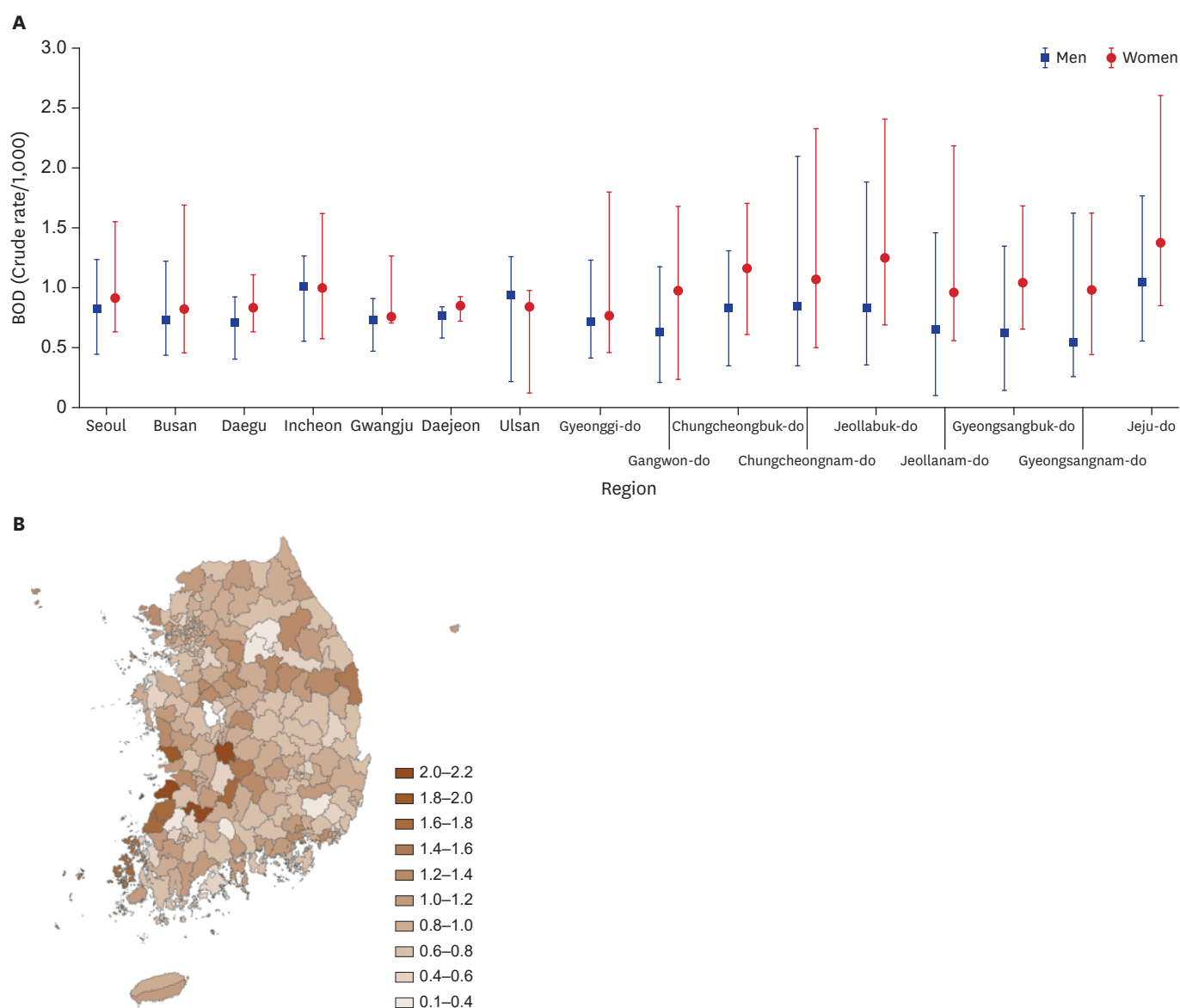


Fig. 4. Second-hand smoke burden range by gender and administrative region (Unit: disability adjusted life years per 1,000).

(west) in Jeju-do (1.66/1,000) and lowest in Dong-gu, Ulsan (0.17/1,000). Gender and age standardized DALY in men was highest in Cheonan (1.84/1,000) and lowest in Jeollanam-do Gurye-gun (0.12 per 1,000). Gender and age standardized DALY in women was highest in Seogwipo west in Jeju-do (1.84/1,000) and lowest in Dong-gu, Ulsan (0.11 per 1,000). BOD by gender at sub-national level in terms of DALYs is shown in **Supplementary Table 1**.

## DISCUSSION

According to our study, there was wide variation of SHS related burden among regions at the sub-national level. Many previous studies indicate that active smoking and SHS prevalence is affected by a number of regional contextual factors including local culture, socioeconomic



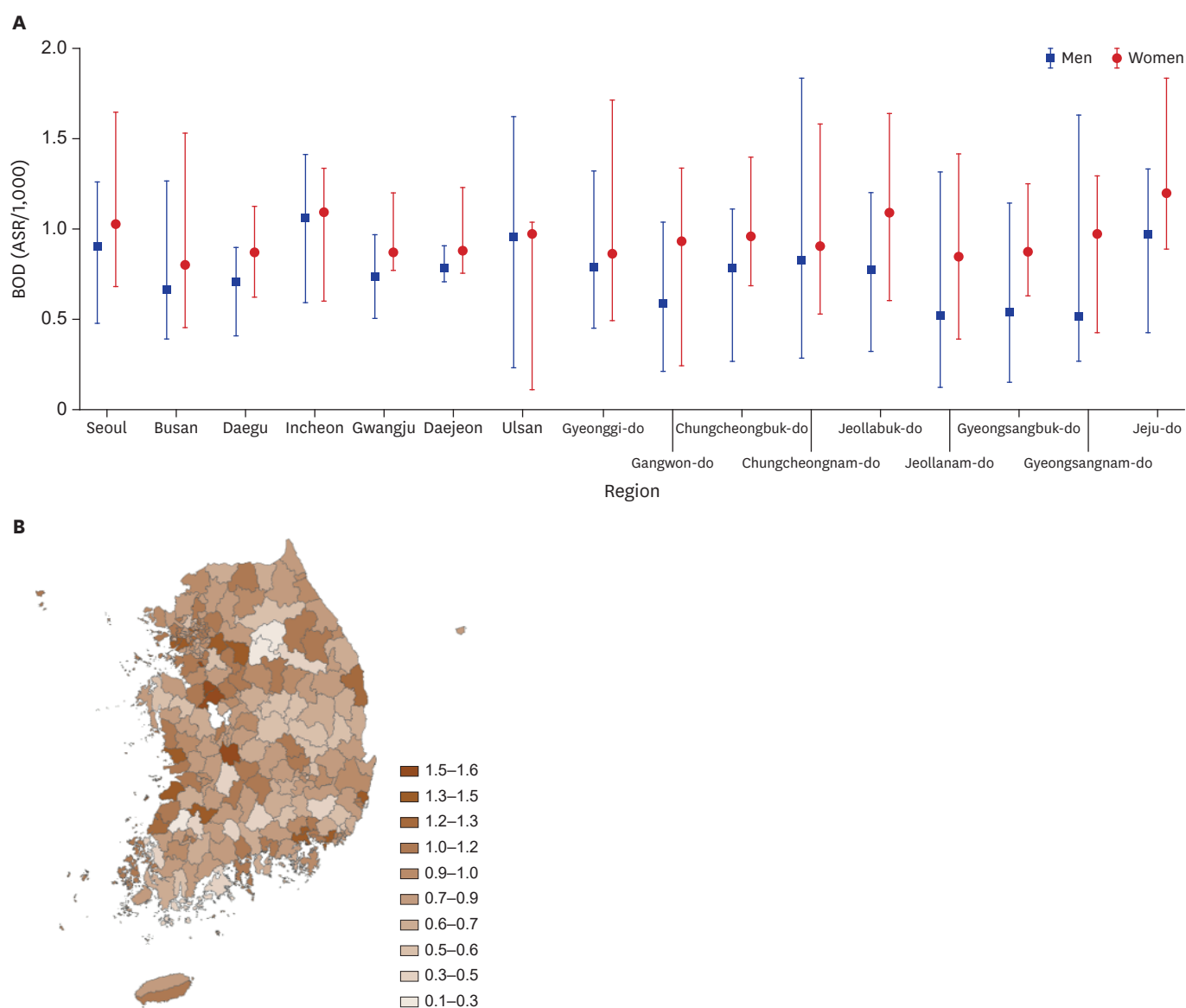


Fig. 5. Second-hand smoke burden range by gender and administrative region (Unit: gender and age standardized disability adjusted life years per 1,000).

status, and smoking ban policies.<sup>22-24</sup> A recent study in Korea also explored the effects of various regional factors on SHS exposure and found that prevalence varied according to different local factors.<sup>8</sup>

Generally, prevalence of SHS exposure among nonsmokers was higher in big cities as compared to small towns and rural areas. A recent Korean study also showed that living in an urban area was positively associated with SHS exposure.<sup>8</sup> Most of this prevalence is due to workplace exposure to SHS. People living in big cities are office workers and exposed more to SHS as compared to rural areas. Prevalence of SHS exposure is more in younger age groups as compared to older people.<sup>25</sup> Big cities usually have a larger proportion of younger population as compared to rural areas resulting in an increased SHS exposure. Additionally, overcrowded places and more social interaction among people also result in increased SHS exposure in urban areas.

Our results show that SHS burden in different regions was not related to SHS prevalence only. Many regions had higher SHS prevalence but lower burden and vice versa. These findings were due to the fact that SHS burden was dependent not only on SHS prevalence and PAF but also on total DALY and nonsmoker DALY in a specific region. Prevalence of SHS exposure may be high in a specific region but nonsmoker population and DALY may be low due to high active smoking prevalence resulting in lesser disease burden. Total population of a region was also an important factor effecting total BOD. In order to adjust for these differences of population size, gender and age structure at sub-national level, three indices of BOD were calculated including total DALY and gender and age standardized DALY.

Our results indicated that SHS exposure among nonsmokers and BOD in terms of total DALY was predominantly higher in large cities while BOD per 1,000 was higher in small towns and rural areas. This finding can be explained by population size of regions. Large cities have higher SHS prevalence and high total DALY due to big population size resulting in high burden in terms of total DALY. Small number of total population in towns can be the reason for fewer DALYs in these areas.

BOD became higher in small towns and rural areas after adjusting the results for population size in terms of DALY per 1,000. This finding can be explained by the specific age and gender structure of urban and rural areas. Korea is a country with high number of elderly population accounting for 11.9% of total residents in 2013.<sup>19</sup> According to GBD report 2013, DALY was highest in elderly population (65 years and over) in Korea.<sup>26</sup> Elderly population rate is high in these rural areas, which cause more disabilities contributing to increase in disease burden in these areas. Many previous studies proved that uptake and utilization of screening services is very low in rural areas<sup>27,28</sup> which can also lead to increase in both fatal and nonfatal disease burden in these areas. Therefore, it can be inferred that BOD as total DALYs is high in large cities but probability of suffering is higher in rural areas. Therefore, policy makers should focus not only on the areas with high SHS prevalence but also on the rural areas and small towns in which low prevalence is causing greater disease burden. Along with control of SHS exposure, early diagnosis and proper screening of related diseases especially in elderly population can also help to control the burden by reducing disability and early fatality. Health education programs about significance of disease screening and early diagnosis should be implemented especially focusing small towns and rural areas.

Gender and age standardized DALY per 1,000 was calculated after adjusting the results for population size and demographic structure. Gender and age standardized DALY showed a mix picture of BOD for urban and rural areas and the difference between medians of BOD was very small. These findings show that disease burden depends on other local factors and regional situation as well. Planning and priority settings for smoking ban policies and their extent of implementation in each region are important elements affecting the health outcomes.

Our study has a few limitations. First, for PAF calculation of lung cancer due to active smoking at sub-national level, total lung cancer mortality rate at sub-national level was derived from national statistics data, which showed no mortalities for few regions, which may have resulted in inaccurate estimation of smoking burden in those areas. Second, the same never smoker lung cancer mortality rate at national and sub-national level was used for PAF calculation of lung cancer due to active smoking which may not depict the accurate status in each region. Third, sub-national DALY was calculated by redistribution of national DALY due to lack of disease prevalence and mortality data by each region. This indirect method may

have created ambiguity in the results. Finally, we could not include children and adolescents, the most vulnerable victims of SHS exposure. Further studies based on sub-national data are needed to evaluate the exact BOD in each area.

In conclusion, there were substantial variations between regions according to disease burden. In addition to SHS prevalence, BOD among non-smokers was associated with many other factors like prevalence of active smoking, population size and age structure in each region. Total DALY was higher in large cities while DALY per 1,000 was higher in small towns and rural areas. These results are due to big population size in cities and high number of elderly population in small regions. So, more resources should be allocated in big cities for control of active smoking and SHS prevalence by formulating policies according to each location and gender. Resources in small towns and rural areas need to be allocated more towards implementation of screening programs, early diagnosis and treatment of diseases especially in elderly population. People should be educated about SHS related health threats and importance of health screening programs with more focus on rural areas. Gender and age standardized DALY per 1,000 was higher in both small towns and large cities which show that local regional policies have effect on BOD control. Regional governments should implement smoking policies according to specific situation in each region and regular evaluation of preventive policies by calculating BOD should be done to assess their effectiveness.

## SUPPLEMENTARY MATERIAL

### Supplementary Table 1

Burden of second-hand smoke by gender at sub-national level (unit: total DALY)

[Click here to view](#)

## REFERENCES

1. Ng M, Freeman MK, Fleming TD, Robinson M, Dwyer-Lindgren L, Thomson B, et al. Smoking prevalence and cigarette consumption in 187 countries, 1980–2012. *JAMA* 2014;311(2):183-92.  
[PUBMED](#) | [CROSSREF](#)
2. Heo S, Lee JT. Disease burdens from environmental tobacco smoke in Korean adults. *Int J Environ Health Res* 2015;25(3):330-48.  
[PUBMED](#) | [CROSSREF](#)
3. Jee SH, Ohrr H, Kim IS. Effects of husbands' smoking on the incidence of lung cancer in Korean women. *Int J Epidemiol* 1999;28(5):824-8.  
[PUBMED](#) | [CROSSREF](#)
4. Kim WJ, Song JS, Park DW, Kwak HJ, Moon JY, Kim SH, et al. The effects of secondhand smoke on chronic obstructive pulmonary disease in nonsmoking Korean adults. *Korean J Intern Med* 2014;29(5):613-9.  
[PUBMED](#) | [CROSSREF](#)
5. Park S, Jee SH, Shin HR, Park EH, Shin A, Jung KW, et al. Attributable fraction of tobacco smoking on cancer using population-based nationwide cancer incidence and mortality data in Korea. *BMC Cancer* 2014;14(1):406.  
[PUBMED](#) | [CROSSREF](#)
6. Zahra A, Cheong HK, Lee EW, Park JH. Burden of disease attributable to secondhand smoking in Korea. *Asia Pac J Public Health* 2016;28(8):737-50.  
[PUBMED](#) | [CROSSREF](#)

7. Forouzanfar MH, Alexander L, Anderson HR, Bachman VF, Biryukov S, Brauer M, et al. Global, regional, and national comparative risk assessment of 79 behavioural, environmental and occupational, and metabolic risks or clusters of risks in 188 countries, 1990–2013: a systematic analysis for the Global Burden of Disease Study 2013. *Lancet* 2015;386(10010):2287–323.  
[PUBMED](#) | [CROSSREF](#)
8. Sun LY, Cheong HK, Lee EW, Kang KJ, Park JH. Affecting factors of secondhand smoke exposure in Korea: focused on different exposure locations. *J Korean Med Sci* 2016;31(9):1362–72.  
[PUBMED](#) | [CROSSREF](#)
9. Mackay D, Haw S, Ayres JG, Fischbacher C, Pell JP. Smoke-free legislation and hospitalizations for childhood asthma. *N Engl J Med* 2010;363(12):1139–45.  
[PUBMED](#) | [CROSSREF](#)
10. Callinan JE, Clarke A, Doherty K, Kelleher C. Legislative smoking bans for reducing secondhand smoke exposure, smoking prevalence and tobacco consumption. *Cochrane Database Syst Rev* 2010;(4):CD005992.  
[PUBMED](#)
11. Institute for Health Metrics and Evaluation. *GBD Country Profiles*. Seattle, WA: Institute for Health Metrics and Evaluation, University of Washington; 2015. <http://www.healthdata.org/results/country-profiles>. Updated 2015. Accessed October 27, 2015.
12. Zahra A, Cheong HK, Park JH. Burden of disease attributable to smoking in Korea. *Asia Pac J Public Health* 2017;29(1):47–59.  
[PUBMED](#) | [CROSSREF](#)
13. Jee SH, Suh I, Kim IS, Appel LJ. Smoking and atherosclerotic cardiovascular disease in men with low levels of serum cholesterol: the Korea Medical Insurance Corporation Study. *JAMA* 1999;282(22):2149–55.  
[PUBMED](#) | [CROSSREF](#)
14. Jee SH, Park J, Jo I, Lee J, Yun S, Yun JE, et al. Smoking and atherosclerotic cardiovascular disease in women with lower levels of serum cholesterol. *Atherosclerosis* 2007;190(2):306–12.  
[PUBMED](#) | [CROSSREF](#)
15. Norman RE, Vos T, Barendregt JJ, Linh BN, Huong NT, Higashi H, et al. Mortality attributable to smoking in Vietnamese men in 2008. *Prev Med* 2013;57(3):232–7.  
[PUBMED](#) | [CROSSREF](#)
16. Oza S, Thun MJ, Henley SJ, Lopez AD, Ezzati M. How many deaths are attributable to smoking in the United States? Comparison of methods for estimating smoking-attributable mortality when smoking prevalence changes. *Prev Med* 2011;52(6):428–33.  
[PUBMED](#) | [CROSSREF](#)
17. Öberg M, Woodward A. *Global Estimate of the Burden of Disease from Second-Hand Smoke*. Geneva: World Health Organization; 2010.
18. Korea Centers for Disease Control and Prevention. *Community Health Survey*. <https://chs.cdc.go.kr/chs/index.do>. Updated 2016. Accessed February 10, 2016.
19. Statistics Korea. [http://kostat.go.kr/portal/korea/kor\\_nw/2/2/7/index.board?bmode=read&aSeq=252534](http://kostat.go.kr/portal/korea/kor_nw/2/2/7/index.board?bmode=read&aSeq=252534). Updated 2015. Accessed October 28, 2015.
20. Thun MJ, Hannan LM, Adams-Campbell LL, Boffetta P, Buring JE, Feskanich D, et al. Lung cancer occurrence in never-smokers: an analysis of 13 cohorts and 22 cancer registry studies. *PLoS Med* 2008;5(9):e185.  
[PUBMED](#) | [CROSSREF](#)
21. Ock M, Lee JY, Oh IH, Park H, Yoon SJ, Jo MW. Disability weights measurement for 228 causes of disease in the Korean Burden of Disease Study 2012. *J Korean Med Sci* 2016;31 Suppl 2:S129–38.  
[PUBMED](#) | [CROSSREF](#)
22. Jemal A, Thun M, Yu XQ, Hartman AM, Cokkinides V, Center MM, et al. Changes in smoking prevalence among U.S. adults by state and region: estimates from the tobacco use supplement to the current population survey, 1992–2007. *BMC Public Health* 2011;11(1):512.  
[PUBMED](#) | [CROSSREF](#)
23. Cai L, Wu X, Goyal A, Han Y, Cui W, He J, et al. Multilevel analysis of the determinants of smoking and second-hand smoke exposure in a tobacco-cultivating rural area of southwest China. *Tob Control* 2013;22 Suppl 2:ii16–20.  
[PUBMED](#) | [CROSSREF](#)
24. Harris JK, Geremakis C, Moreland-Russell S, Carothers BJ, Kariuki B, Shelton SC, et al. Demographic and geographic differences in exposure to secondhand smoke in Missouri workplaces, 2007–2008. *Prev Chronic Dis* 2011;8(6):A135.  
[PUBMED](#)

25. Korean National Health & Nutrition Examination Survey. <https://knhanes.cdc.go.kr/knhanes>. Updated 2015. Accessed October 28, 2015.
26. Institute for Health Metrics and Evaluation. *GBD Compare*. Seattle, WA: Institute for Health Metrics and Evaluation, University of Washington; 2015.
27. Coughlin SS, Thompson TD, Hall HI, Logan P, Uhler RJ. Breast and cervical carcinoma screening practices among women in rural and nonrural areas of the United States, 1998–1999. *Cancer* 2002;94(11):2801-12.  
[PUBMED](#) | [CROSSREF](#)
28. Doescher MP, Jackson JE. Trends in cervical and breast cancer screening practices among women in rural and urban areas of the United States. *J Public Health Manag Pract* 2009;15(3):200-9.  
[PUBMED](#) | [CROSSREF](#)