

# 노인의 피부과 질환

## Skin Disease in the Elderly

2가 50

Do - Won Kim, M.D.

Department of Dermatology

Kyungpook National University School of Medicine &amp; Hospital

E - mail : kimdw@knu.ac.kr

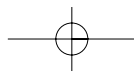
### Abstract

With the advance of socioeconomy and medical sciences, the elderly population has been significantly increased in size. Accordingly, the provision of health care for elderly people is drawing more and more attention, especially in advanced countries, and disease of the skin is no exception. Elderly patients visit dermatology clinics with a wide variety of skin problems. Clinically significant skin changes warranting medical attention in elderly patients may result from an interplay between several factors: intrinsic aging, photoaging, cutaneous consequences of ageing or age - related disease in other organ systems, social circumstances, physiological problems, and increasing physical frailty. It is hard to estimate the prevalence of skin disease in general population, let alone specifically in the elderly. Most importantly the clinical decision - making between physiological and 'truly' pathological becomes more difficult with advancing years. Common dermatologic diseases in the elderly population include: generalized pruritus, xerosis, contact dermatitis, seborrheic dermatitis, seborrheic keratosis, senile lentigines, actinic keratosis, herpes zoster, tinea pedis, onychomycosis, psoriasis, urticaria, drug eruption, and senile purpura. It is clear that dermatologic problems are very common in the elderly, and appropriate management is important.

**Keywords :** Elderly; Aging; Skin disease; Prevalence

: ; ; ;

가 가



1.

가

가

2000

가

, 2018 65 가 14%

, 8 2026 20%

가 (1).

가 ( )

가

(2).

가 가

,

,

가 ,

가

가 . 가

가 .

(intrinsic aging) 1 (3).

(photoaging)

가 (5).

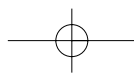
(3).

가 가

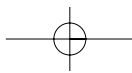
(4).

가

(6).



, , 1. ( , , 가 . : 가 . : 가 , , 가 가 (6), 가 . : . : . ( ) . 가 가 ( ~ ) . 가 (7). , , ( 가 , ) 가 가 , . 가 65~74 2 40%가 가 “ ” 가 (6). 584 77.4%가 가 (8). 가 가 .



(9).

,

2)

57%

,  
가  
( ), (7).  
(xerosis), (senile pur- (keratinocyte)  
pura) (7).

(13, 14).

(xerotic  
eczema), (seborrheic dermatitis), 가  
(psoriasis), (rosacea)  
가 가 (4, 6).  
(10).

3)

2.

가

1)

가 가 (4).

가 (primary irritant dermatitis)

가

가

가

가

가

가

(9).

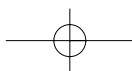
(7, 9, 11).

10 ~ 50%

(allergic contact dermatitis)

(6, 9).

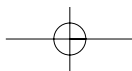
(4, 12).



Special Issue ·

가

4) . 가  
(sebor-  
rheic keratosis), (senile lentigines), (9).  
(epidermal cyst), (soft fibroma) (2)  
(herpes zoster)  
가 (post-herpetic neuralgia)  
(bio- 가 . 가  
marker) (15). 가  
, , 가  
가  
(19).  
(7,  
14). , ,  
, .  
가 (3)  
(9, 16). (tinea pedis) (ony-  
가 chomycosis) 가  
가 . , ,  
가 가 ( ) 가 8%  
(9, 17). Liao (20)  
(actinic 가  
keratosis) , ,  
(18). 가 .  
5) 가  
(1) .  
가  
(cellulitis) (candidal intertrigo), ,  
, , ,  
(4).



2.

\*

7)

(1)

20%가

( )

(2)

가

†, †

가

†

( )†

(4).

†

†

†, †

8)

(1)

\*

†

6)

가

가

(2)

가

가

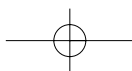
(3)

가

(Bullous Pemphigoid)

가

(6).



1 가 가

,

,

(4).

(4)

가 .

1. . 2005
2. Rechey ML, Richey HK, Fenske NA. Aging-related skin changes: Development and clinical meaning. *Geriatric* 1988; 43: 49 - 64
3. , , . 4 . : , 2001: 1 - 29
4. Yaar M, Gilchrest BA. Aging of skin. In: Freedberg IM, Eisen AZ, Wolff K, Austen KF, Goldsmith LA, Katz SI, eds. *Fitzpatrick's Dermatology in General Medicine*. 6th ed. New York: McGraw - Hill, 2003: 1386 - 98
5. Drake LA, Dinehart SM, Farmer ER, Goltz RW, Graham GF, Lowery BJ, et al. Guidelines of care for photoaging/photodamage. *J Am Acad Dermatol* 1996; 35: 462 - 4
6. Graham - Brown RAC. The ages of man and their dermatoses. In: Burns T, Breathnach S, Cox N, Griffiths C, eds. *Rook's Textbook of Dermatology*. 7th ed. Oxford: Blackwell, 2004: 70.1 - 70.30
7. , . 1993; 31: 459 - 64
8. Weisman K, Krakauer R, Wanscher B. Prevalence of skin disease in old age. *Acta Derm Venerol(Stockh)* 1980; 60: 352 - 3
9. , , . ( 4 ). 2002; 40: 1346 - 52
10. Smith ES, Fleischer AB, Feldman SR. Demographics of aging and skin disease. *Clin Geriatr Med* 2001; 17: 631 - 41
11. Thaipisuttikul Y. Pruritic skin diseases in the elderly. *J Dermatol* 1998; 25: 153 - 7
12. Gilchrest BA. Pruritus in the elderly. *Semin Dermatol* 1995; 14:

- 317 - 9
13. Potts RO, Buras EM, Chrisman DA. Changes with age in moisture content of human skin. *J Invest Dermatol* 1984; 82: 97 - 100
14. Shelley WB, Shelley ED. The ten major problems of aging skin. *Geriatric* 1982; 3: 107 - 13
15. Yaar M, Gilchrest BA. Aging and photoaging of keratinocytes and melamocytes. *Clin Exp Dermatol* 2001; 26: 583 - 91
16. Mcfadden N, Hande KO. A survey of elderly new patients at a dermatology outpatient clinic. *Acta Derm Venerol* 1989; 69: 260 - 2
17. Weissmann K, Krakauer R, Wanscher B. Prevalence of skin diseases in old age. *Acta Derm Venerol* 1980; 60: 352 - 3
18. Beaugard S, Gilchrest BA. A survey of skin problems and skin care regimens in the elderly. *Arch Dermatol* 1987; 123: 1638 - 43
19. Yunis EJ, Lane MA. Cellular immunity in aging. *J Invest Dermatol* 1979; 73: 24 - 8
20. Liao YH, Chen KH, Tseng MP, Sun CC. Pattern of skin diseases in a geriatric patient group in Taiwan : A 7 - year survey from the outpatient clinic of a university medical center. *Dermatology* 2001; 203: 308 - 13